

Keeper Security

Password vault information.

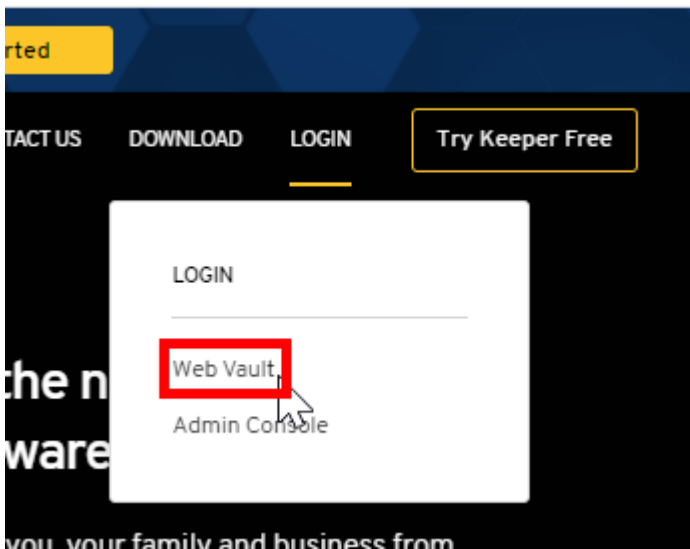
- [Keeper Security Logon](#)

Keeper Security Logon

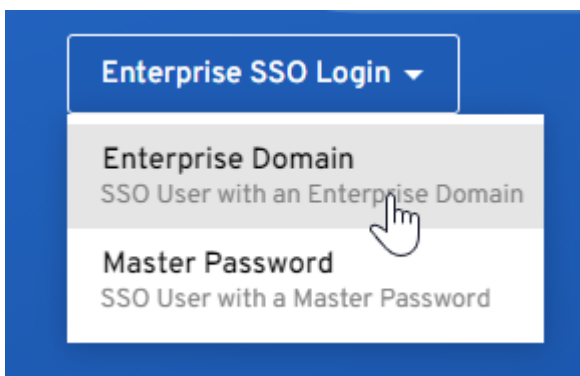
The Keeper Security logon process will use the Enterprise SSO option for work accounts.

Personal accounts on the family plan will use a "Master Password", which is not tied to any work account.

Navigate to the Keeper Security homepage (<https://keepersecurity.com>) and choose the web vault.



Choose "Enterprise SSO Login" and select "Enterprise Domain"




Personal accounts on the family plan will use email address and Master Password.

Choose the correct domain:

Cimarron Trailers = cimarrontrailers.com

Life Line = lifelineambulance.com

All Others = folience.com



The image shows the Keeper Enterprise SSO Login interface. At the top left is the Keeper logo, and at the top right is the text "Enterprise SSO Login". Below the logo is the label "Enterprise Domain". A text input field contains "folience.com". Below the input field is the text "The Enterprise Domain is provided by your Keeper administrator." At the bottom are two buttons: a yellow "Connect" button and a blue "Back" link.

KEEPER® Enterprise SSO Login

Enterprise Domain

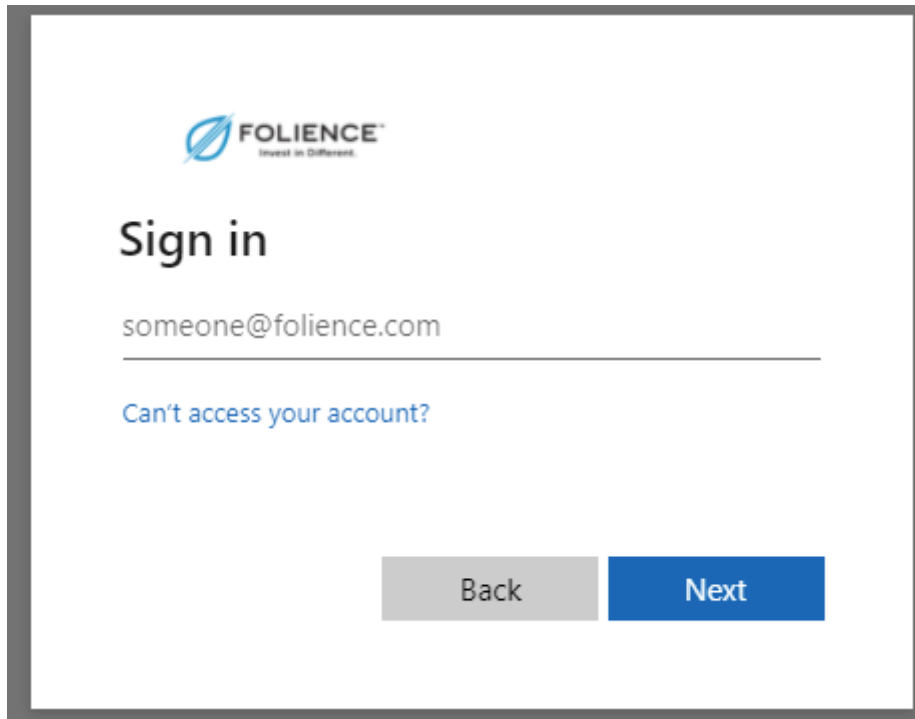
folience.com

The Enterprise Domain is provided by your Keeper administrator.

Connect

[Back](#)

Login using Office365 credentials (work email + work password).



The image shows the Folience Sign in interface. At the top left is the Folience logo with the tagline "Invest in Different." Below the logo is the text "Sign in". A text input field contains "someone@folience.com". Below the input field is the text "Can't access your account?". At the bottom are two buttons: a grey "Back" button and a blue "Next" button.

FOLIENCE™
Invest in Different.

Sign in

someone@folience.com

[Can't access your account?](#)

Back Next

If you get a warning about not being assigned a license or not in the correct group, please email your IT support team to inquire if you are in the correct security groups.